

Situatia infectiilor asociate ingrijirilor medicale

Dr. Roxana Serban
Antibioticele –utilizarea in exces si rezistenta, impact
major asupra sanatatii publice
19 noiembrie 2015, Bucuresti

Supravegherea in Romania

- legislatie

ord. MS 916/2006

Rutina

National date statistice agregate

Ord MS 1232/2011
Ord.MS 1528/2013

Ghid ICD

Ghid profilaxie plaga

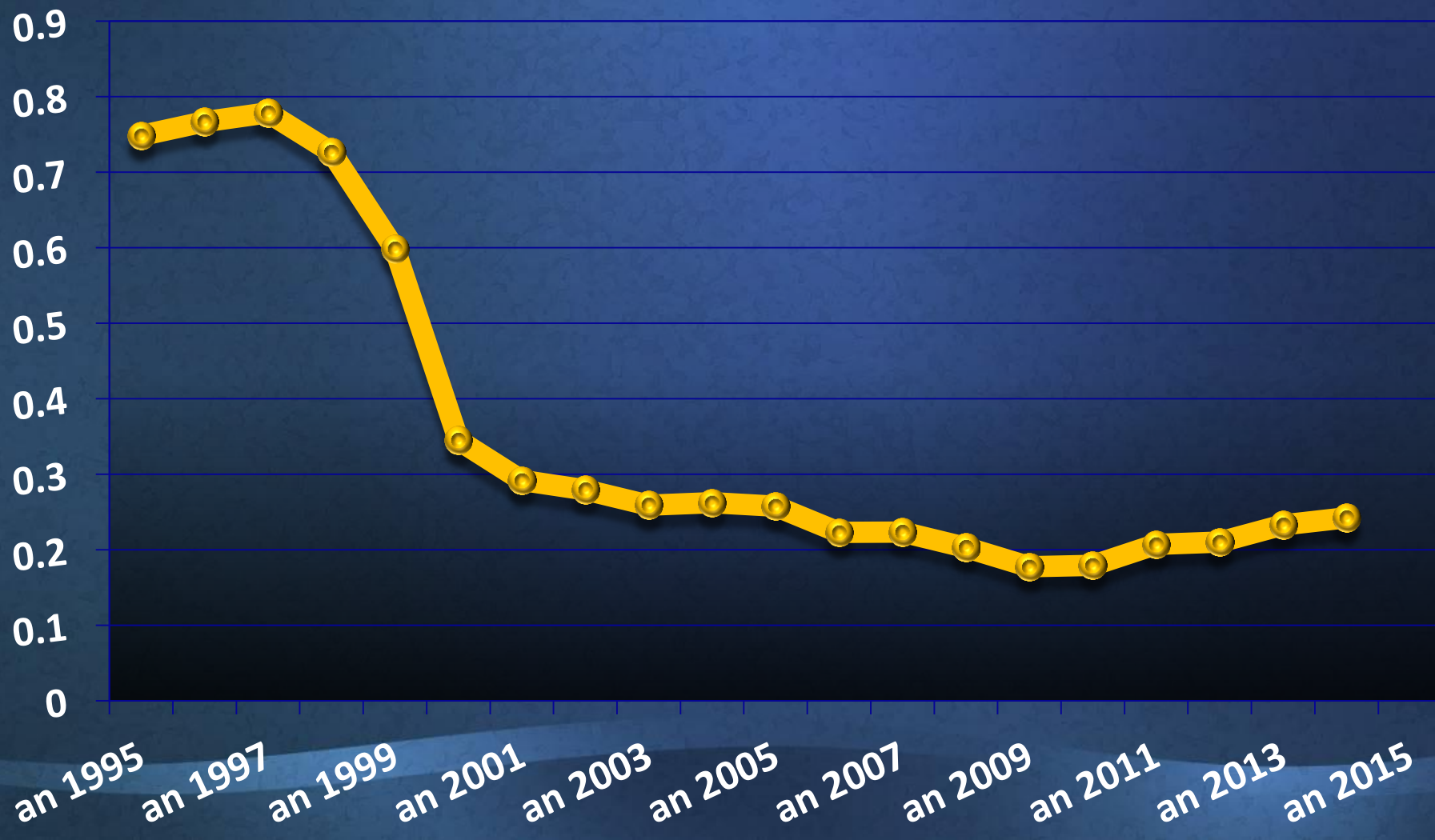
Programe de
sanatate

IN sentinela

Prevalenta de
moment

Incidenta IN in Romania 1995-2014

%externati



IN rutina pe cauze in perioada 2005-2014

	TOTAL IN	SEPTI- CEMIE	RESPI- RATORII	DIGES- TIVE	URINARE	ORG. GENIT FEM	CUTA- NATE	INJ. PUNCT	PLAGA CHIR	ALTE
an 2005	10827	246	3963	949	1233	380	783	107	1833	1333
an 2006	10662	909	3048	948	1144	404	1017	118	1797	1277
an 2007	10019	313	3104	925	1401	372	965	88	1712	1139
an 2008	9677	483	2990	836	1491	281	739	116	1806	935
an 2009	8583	492	3025	611	1302	222	632	93	1578	628
an 2010	8105	450	2745	619	1404	215	483	130	1793	531
an 2011	8463	610	2753	682	1506	173	403	106	1679	551
an 2012	8278	502	2744	687	1488	182	320	135	1565	655
an 2013	9296	718	2617	1417	1685	223	293	158	1636	549
an 2014	10630	752	2457	3022	1769	186	296	174	1542	432

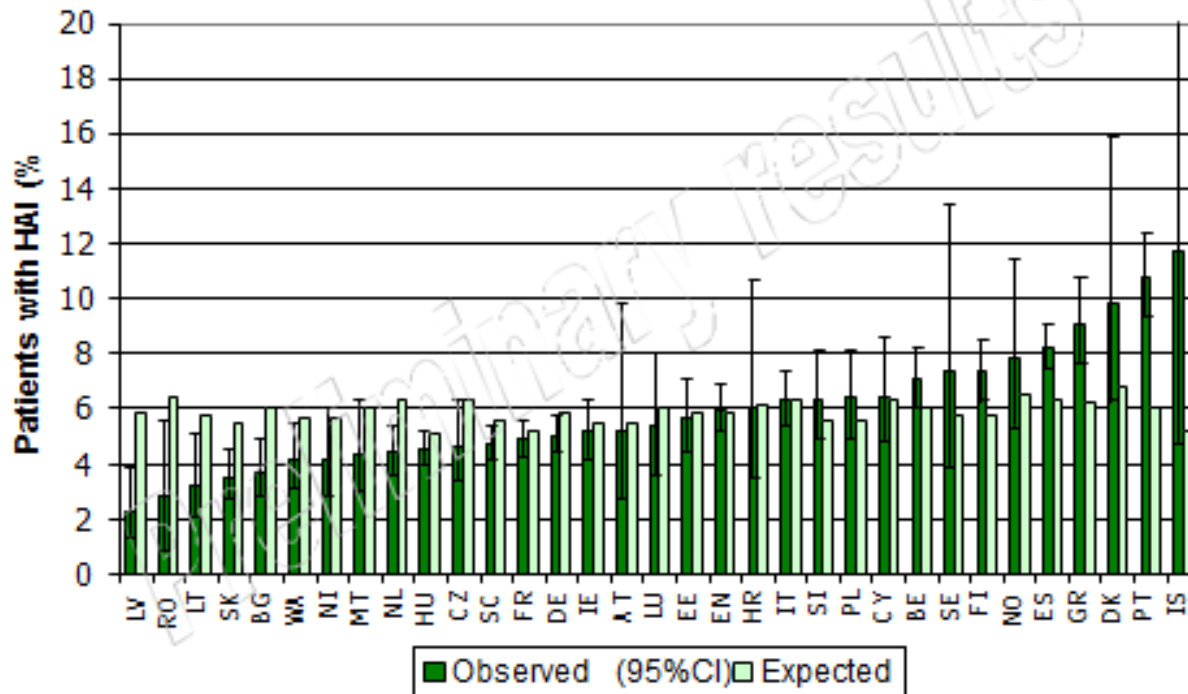
In anul 2014 a fost introdusa la nivel national supravegherea infectiilor cu Clostridium difficile in spitale

Infectia cu Clostridium difficile - 2015

- Pana la 30 octombrie - 4958 cazuri ICD
- Terapia cu antibiotice a fost dominata de
 - cefalosporine de generatia a 3-a (51,2%)
 - fluorochinolone (32,36%) dintre care ciprofloxacina a fost cel mai recomandat (74%)

Studiul de prevalenta de moment 2012

Prevalence of HAI by country, ECDC PPS, 2011-2012

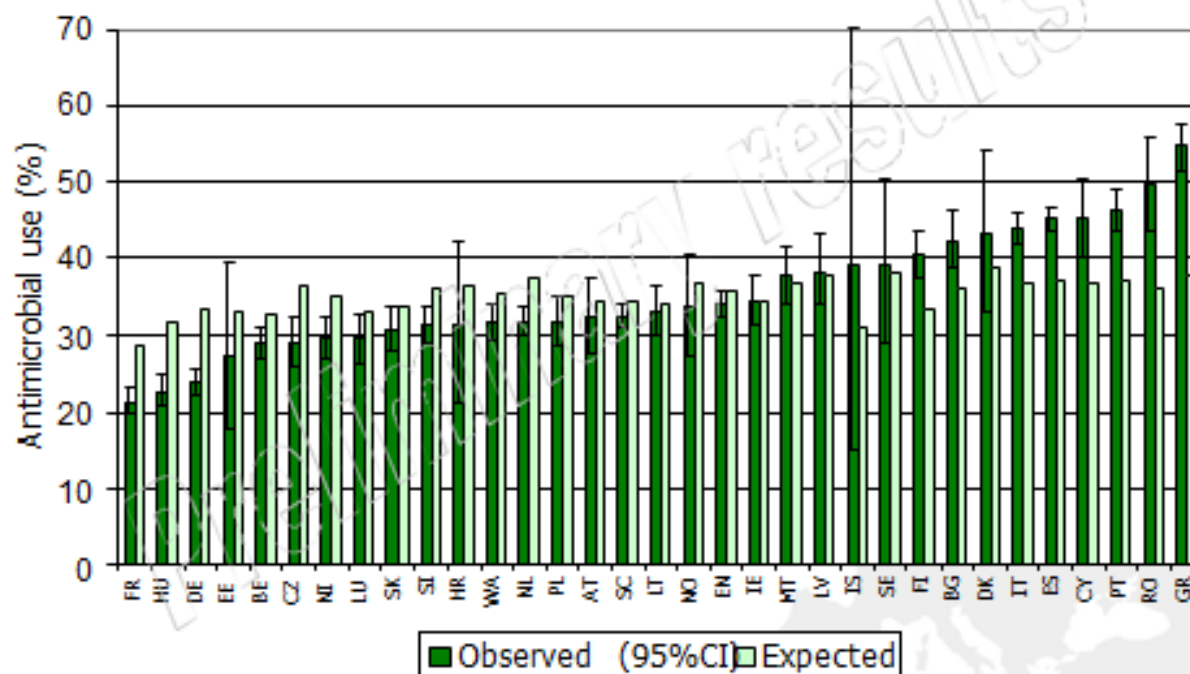


Source: ECDC, 2012 (ECDC PPS data as of 23/11/2012)

Rata de incidenta = 2.7 la 100 pacienti (validare 5.3)

PPS 2012-Consumul de antibiotice

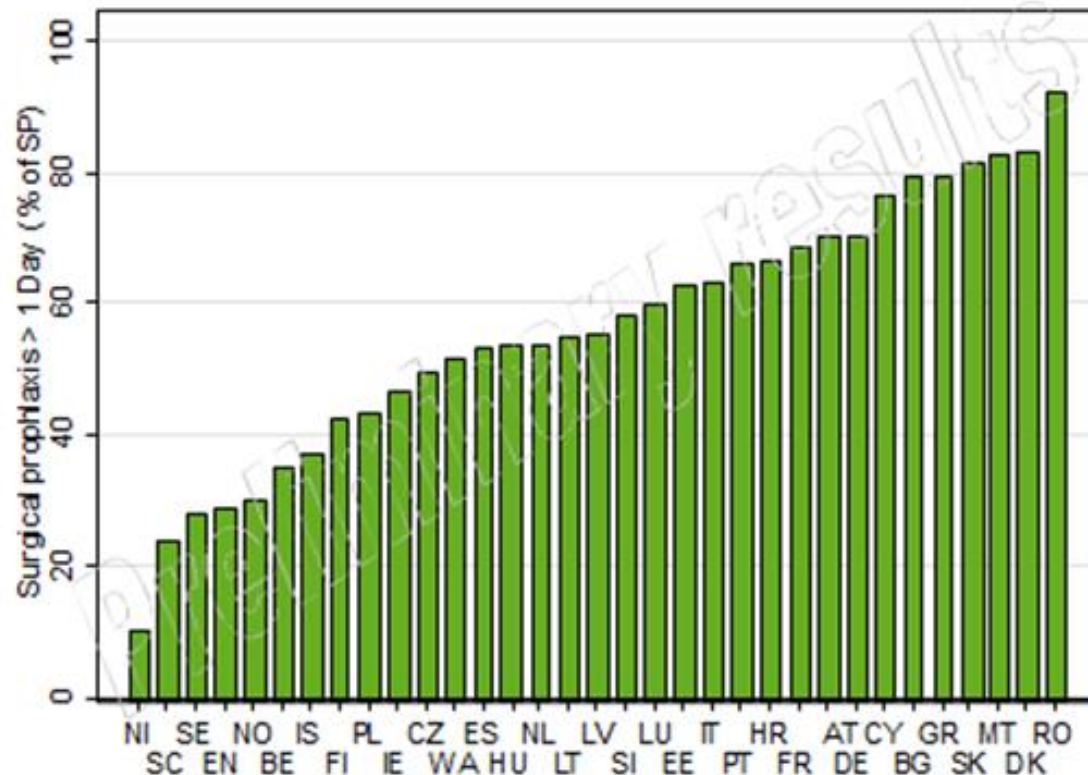
Antimicrobial use prevalence by country



Source: ECDC, 2012 (ECDC PPS data as of 23/11/2012)

PPS 2012 Profilaxia cu antibiotice

Surgical prophylaxis > 1 Day (%), by country



Source: ECDC, 2012 (ECDC PPS data as of 23/11/2012)

Sentinela 2011-2014

- Rata de incidenta propusa (ATI):
 - 5 % externati
- Rata de incidenta obtinuta (ATI) :
 - 2011: media 1.5 % externati (1.36 si 7.64 %externati)
 - 2012 : media 4 % externati
 - 2013: media 4.69 % externati
 - 2014: media 3.14 % externati (o campioana cu 24%)

Sentinela 2011-2014

- Rezistenta microbiana
 - Stafilococ auriu meticilinorezistent 93%
 - Acinetobacter baumannii rezistent la carbapeneme 52.2%


Limite

- teama de sanctiuni
- criteriu de evaluare a activitatii manageriale
- suprasolicitarea spitalelor, deficitul de personal medical,
- aderenta scazuta a personalului la masurile de prevenire
- deficiente in diagnosticul microbiologic

Masuri

- Implementarea unei strategii complexe
 - abordare in echipa multidisciplinara
 - constientizarea importantei identificarii infectiilor nosocomiale
 - politici de utilizare a antibioticelor, dezinfectantelor
 - alocare de bugete dedicate, angajarea de personal

In loc de concluzii



Sursa: Pittet D-The Modern Approach to Infection Control

Infecția nosocomială problema de sănătate publică



Va multumesc!